



Cat Proofing Audit

Is your home safe for your cat? Double check these items and make any changes necessary to prevent problems.

Prevent Escapes

Are there any ways your cat could get outside? Look for:


- Holes in screens or loose screens
- Pet doors that can't be closed
- Boxes or bags your cat may hide in
- Holes in your walls including your basement and garage

Prevent Injury

 Are all your plants cat safe?

- If they aren't, consider a greenhouse, keeping them in a separate room, or rehoming the plants

 Cover or hide electrical cords


 Hide strings, yarn, or other things your cat could swallow

 Brace furniture to the wall

 Block your cat from getting into recliners, couches, or other furniture

 Secure anything that could fall on your cat

 Remove anything that could cut or impale your cat

 Don't use hair ties to play with your cat and make sure they are put away



Kitchen and Cleaning Dangers


 Secure cabinets with cleaning supplies

 Keep plastic bags, including chip or snack bags, where your cat can't get them


- If you leave the room, don't leave bags out even for a few minutes

 Ensure trash is covered

 Don't leave food unattended

 Distract your cat or keep them in the other room while you cook

 Check your laundry machine, dryer, or dishwasher before running it

 Run garbage disposal and wipe down the sink after every use. Consider using a drain plug to stop your cat from sticking their paws in the drain.





Think Of Emergencies



🐱 Block off under your bed so your cat can be easily reached in an emergency.


- While some cats like hiding under beds, it's a big risk if you need to evacuate. Offer them an alternative safe space instead!

🐱 Block anywhere else you can't easily and quickly reach your cat if you need to leave quickly

🐱 Keep their carrier out at all times so it's not stressful for them

🐱 Make sure your cat's microchip is registered and up to date

🐱 Keep track of where your cat's favorite hiding places are



Other Things To Check

🐱 Keep toilet lids shut when not in use, especially if you have a kitten

🐱 Don't leave candles burning unattended (or use a flameless candle instead)

🐱 Keep plastic or glass containers closed and in a place your cat can't get to, especially if they contain food

🐱 Look for temperature dangers (sources of heat or unsafe cold)

🐱 Only use breakaway collars

➡ **This List Isn't Exhaustive!** ⬅

Not sure if something is safe?

- Move it to a different room
- Keep it away from your cat
- Keep your cat in a different room while using it
- Ask your veterinarian if it's safe



BONUS
Prevention Tips

Reduce chances your cat will engage in risky behavior by:

- Preventing boredom with play and enrichment
- Feed your cat enough food in multiple small meals spread throughout the day
- Making sure they have plenty of safe and acceptable places to climb